


SP4SVT

CLIPPED SINE WAVE SURFACE MOUNT VCTCXO

FEATURES

- Metal SMD case
- Tight stability
- Fundamental oscillation mode
- Applications: Base Stations, Test equipment, ...

11.4 x 9.6 x 2.5 mm



Item	Specification						
Frequency Range	9.6 MHz to 40.0 MHz						
Output Logic	Clipped Sine Wave						
Supply Voltage V _{dd} (see options)	+2.8 V ±5%	+3.0 V ±5%	+3.3 V ±5%	+5.0 V ±5%			
Supply Current I _{dd}	≤ 15 MHz	1.5 mA max.					
	15 - 26 MHz	2.0 mA max.					
	> 26 MHz	2.5 mA max.					
Frequency Tolerance	±1.0 ppm max. at 25°C ±2°C (one hour after reflow)						
Frequency Stability vs Temperature (see options)		±0.5 ppm	±1.0 ppm	±1.5 ppm	±2.0 ppm	±2.5 ppm	±3.0 ppm
	-10° to +60°C	o	o	o	o	o	o
	-20° to +70°C	x	o	o	o	o	o
	-30° to +75°C	x	◊	o	o	o	o
	-30° to +85°C	x	◊	o	o	o	o
	-40° to +85°C	x	◊	o	o	o	o
	o = available		◊ = please contact us		x = not available		
Frequency Stability vs Aging	±1.0 ppm max. per year at 25°C						
Frequency Stability vs Voltage Change	±0.2 ppm max., for a ±5% input voltage change						
Frequency Stability vs Load Change	±0.2 ppm max., for a ±10% load condition change						
Output Level	≥0.8 V p-p						
Output Load	10 kΩ // 10 pF						
Start-up Time	3 ms max.						
Phase noise	Offset / dBc / Hz	100 Hz	1 kHz	10 kHz			
	(typical)						
	13.0 MHz	-115 dBc / Hz	-135 dBc / Hz	-148 dBc / Hz			
Mechanical Frequency Tuning (see options)	±3.0 ppm min. tuning						
Voltage Control Function	Control Voltage Range	Center voltage +1.5 V, range ±1.0V					
	Frequency Pulling Range	±5 ppm min.					
	Linearity	10 % max.					
	Slope Polarity	Positive					
	Input Impedance	1 MΩ min.					
	Modulation Bandwidth	3 kHz min. (at -3 dB)					
Packing Unit	1000 pcs / reel						
Soldering Condition	260°C, 10 sec x2 max						
	Customer specifications on request						

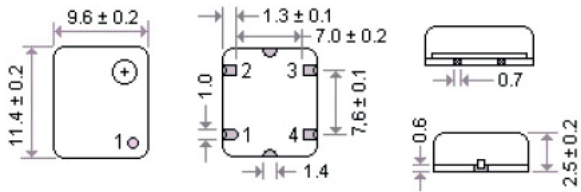
OPTIONS & ORDERING INFORMATION

SP4SVT

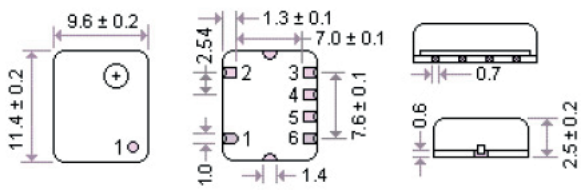
Supply Voltage	Operating Temp. *	Temperature Stability *	Tri-state Function	Package type	Pulling	Frequency in MHz	Mechanical Tuning
28 = +2.8V	D = -10° / +60°C	0.5 = ±0.5 ppm	F = No Tri-state	4P = 4-pad version 6P = 6-pad version	05 = ±5 ppm min.	Please specify the frequency in MHz	Blanc = No trimmer -T = Trimmer option
30 = +3.0V	F = -20° / +70°C	1.0 = ±1.0 ppm					
33 = +3.3V	G = -30° / +75°C	1.5 = ±1.5 ppm					
50 = +5.0V	H = -30° / +85°C	2.0 = ±2.0 ppm					
	K = -40° / +85°C	2.5 = ±2.5 ppm 3.0 = ±3.0 ppm					

(*) Note : Not all combinations are possible, please consult us.

OUTLINE DIMENSIONS



Pin Connections	#1 : Control voltage	#2 : GND	#3: Output	#4 : Vdd
------------------------	----------------------	----------	------------	----------



Pin Connections	#1 : GND	#2 : GND	#3: Output
	#4 : GND	#5 : Control voltage	#6: Vdd